

PHI 351 Community Health Diagnosis and Program Implementation Strategies BPH, Third Year, Sixth Semester

Rajesh K. Yadav
Assistant Professor
School of Health and Allied Sciences,
Pachara University

14/05/2025

PHI-351-RKY

1

Course Description

- Learning to work effectively with communities is an essential part for public health scholars. With this regard, the course aims to impart the **basic concepts and skills in diagnosing community health, plan & align programs to address the problems** and build strategies for program implementation at community level.
- Also, this course has been designed to impart the basic concepts, procedures and the skills needed for **collecting and analyzing** the required information for **community health diagnosis**.

14/05/2025

PHI-351-RKY

2

Learning Objectives

- Describe the history, definition, significance, approaches, components, processes and ethical issues involved in community health diagnosis,
- Formulate plan and strategy for community health diagnosis process to implement in a community,
- Carry out community health diagnosis by collecting, analyzing, interpreting and presenting related information required for community health diagnosis,
- Prioritize the health problems in a community, clarify the issues and plan for micro health project based on the findings from community health diagnosis and choosing strategies for implementing micro health project,
- Implement selected Micro Health Project (MHP),

14/05/2025

PHI-351-RKY

3

- Evaluate community health diagnosis and prepare a report to share information on findings, lessons learned & influence future actions,
- Present summary of community health diagnosis process, and
- Prepare final community health diagnosis report.

14/05/2025

PHI-351-RKY

4

Unit I: Introduction to Community Health Diagnosis

14/05/2025

PHI-351-RKY

5

Concept of Community

- Derived from Latin word '**Communis**' means "**Ready to Serve**".
- A group of People living in one place considered as a whole; a group of people of the same religion, occupation, race; a group of plants or animals living and growing in the same place.- Oxford dictionary
- Community is a social group with some degree of we-feeling and living in a given area. – Bogardus



14/05/2025

PHI-351-RKY

6

Contd...

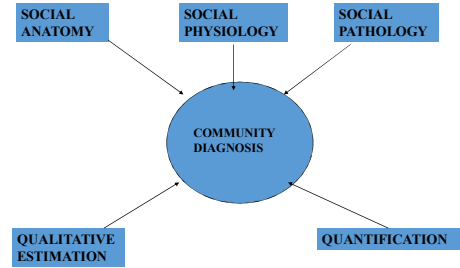
- A process for **finding out the health and disease status of a community** by **examining and analyzing** the pattern of factors influencing the health and disease condition of a community, to **successfully carry out health program** to solve the health and disease problem of the community.

14/05/2025

PHH-351-RKY

13

COMMUNITY DIAGNOSIS



14/05/2025

PHH-351-RKY

14

Assessment & Diagnosis

- Assessment: refers to data collection and analysis which is the first part of the diagnostic process.
- Diagnosis: uses assessment as the basis for decision making, and labeling that clearly and concisely describe a problem and imply its etiology.
- Public health focus upon the group or aggregate as the unit of analysis, the goal of primary prevention, and uses the method of epidemiology.
- Nursing supplied the decision making context of health care and focused concern on the person as a social being rather than on the pathology of a human body.

14/05/2025

PHH-351-RKY

15

Aim/purpose of CHD

- The purpose of community diagnosis is to:
 - Define existing problems,
 - Determine available resources,
 - Set priorities among several health problems , and
 - Plan, implement and evaluating health actions
 by and for the community.

14/05/2025

PHH-351-RKY

16

Objectives of CHD

- To determine the health status and demographic characteristics of a community,
- To study identify health problems and public vulnerability to adverse social and health events in the community,
- Identifying the social and environmental interlinked to the health and health problems,
- To identify the community health needs based upon public experience.
- To explore the existing the potential resources and public ability to deal with health related deficits observed,

14/05/2025

PHH-351-RKY

17

Contd..

- Together with community, to classify and prioritize the needs on the basis of urgency and significance,
- To come together with community, to develop appropriate micro-health project directed at solving these problems.

14/05/2025

PHH-351-RKY

18

Components of Community Diagnosis

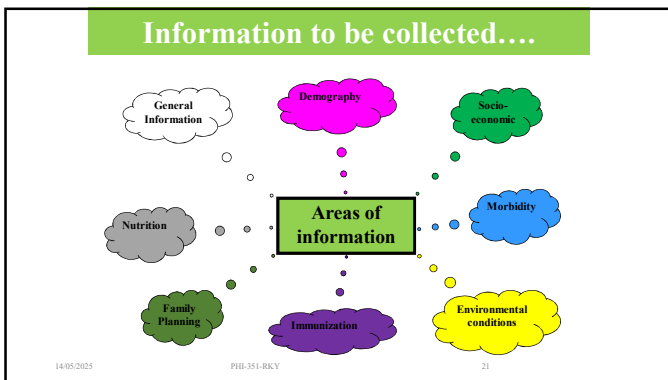
1. Topography/ Climatic condition.
2. Demography including all vital events.
3. Causes of mortality and morbidity.
4. Services and resources available for development.
5. Health service seeking behaviour including traditional healers.
6. KAP on illness, disease and health related activities.
7. Uses of health services including MCH/FP.

14/05/2025 PHH-351-RKY 19

Contd..

8. Socio-cultural/ socio-economic and political conditions.
9. Communication system and leadership patterns.
10. Environmental health condition: water, solid waste, housing, vectors etc.
11. Nutritional status
12. Detail epidemiology of any endemic condition.
13. Health related events and their trends in the past- present and projections

14/05/2025 PHH-351-RKY 20



Information to be collected

General Information: Total population, ethnicity, transportation, climate, existing health services.

Demography: Pop size, pop distribution, pop pyramid, fertility pattern.

Socio-economic: Family size, occupation, literacy, life style.

Morbidity: Prevalent diseases.

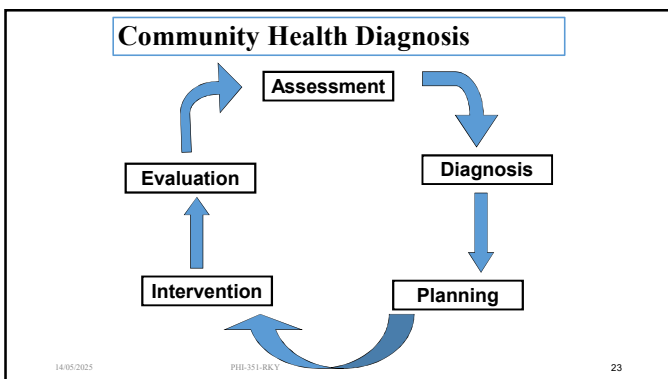
Environmental conditions : Water, excreta disposal, housing, arthropods.

MCH/FP: ANC, Delivery, PNC, Breast feeding, contraceptive use.

Nutrition: Growth monitoring, weaning practices, Malnutrition

Immunization: Coverage.

14/05/2025 PHH-351-RKY 22



Input	Process	Output
<ul style="list-style-type: none"> Group Leader Group Members College supervisor/s Community 	<ul style="list-style-type: none"> Observation Interview Supervision Monitoring 	<ul style="list-style-type: none"> Micro-health project/s Community Health Diagnosis Report

14/05/2025 PHH-351-RKY 24

Historical Overview of the CHD

- The concept of Community health diagnosis has developed since World War II from two major disciplines: **Public Health and Nursing**.
- Public health focuses upon the **group or aggregate as the unit of analysis**, the **goal of primary prevention**, and uses the **methods of epidemiology**.
- Nursing supplied the **decision making** context of health care and focused concern on the **person as a social being** rather than on the **pathology of a human body**.

14/05/2025

PHH-351-RKY

25

Development of CHD in Nepal

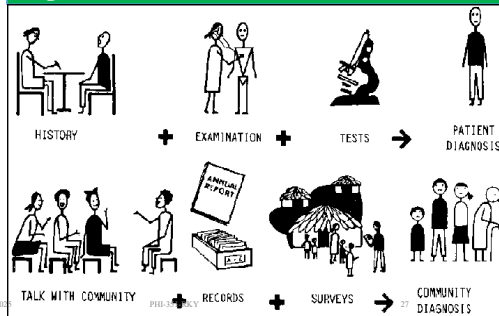
- Institute of medicine started community oriented courses in 1978
- Later on community diagnosis course was in the curriculums of BPH program
- In 1996 Health Learning Materials Centre (HLMC) published a Community Diagnosis manual for undergraduate students.
- In recent years community diagnosis courses are follow by different level of health courses in Nepal.

14/05/2025

PHH-351-RKY

26

Community Health Diagnosis Vs Clinical Diagnosis



14/05/2025

PHH-351-RKY

27

CHD and Clinical diagnosis

Community diagnosis	Clinical diagnosis
• History is taken from formal and informal leaders and stakeholders	• History taken from patient or his family.
• Observation in the community, topography, leadership pattern to detect problems.	• Examine patient to detect signs of illness.
• Data collection (Primary/ Secondary) for investigation.	• Laboratory/radiological tests are done for investigation
• Data presentation and make plan	• Explain the diagnosis and start treatments.
• Monitoring and evaluation is done.	• Follow up of the patient to confirm diagnosis and treatment.
• Event is under community is the control	• Disease may be under the clinical control
• positive attitudes and behavior changes are key to the sustainable improvements	• Problem specific treatment is a mean to health for a particular moment.
• Community participation	• People participation

14/05/2025

PHH-351-RKY

28

Process of community diagnosis

CHD is a 3 stage consist process involving pre, post and community visits.


14/05/2025

PHH-351-RKY

29

Stages	Component activities
Stage I Pre-community visit	<ul style="list-style-type: none"> • Objective setting • Group formation • Tools preparation and finalization • Site selection • Stationary/logistics preparation • Communication with local leaders
Stage II Community Visit	<ul style="list-style-type: none"> • Rapport building • Community Mapping • First community presentation • Data collection/Data analysis • Community level presentation • Conduct Micro-health project • Evaluate MHP • Final Community Presentation
Step III Post-community visit	<ul style="list-style-type: none"> • Presentation of Findings at college/institution • Report writing and submission

Need Prioritization Techniques(LFA Model)



Category	Urgent/more changeable	Less urgent/changeable
Most important	1 2	1 2 3 4
Less important	1 2	1 2 3 4 5 6 7

Rating Method

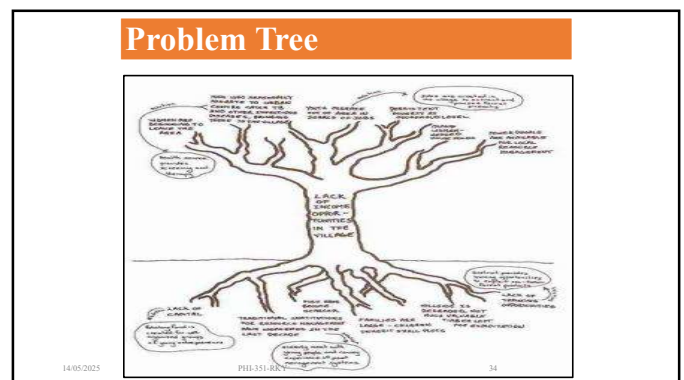
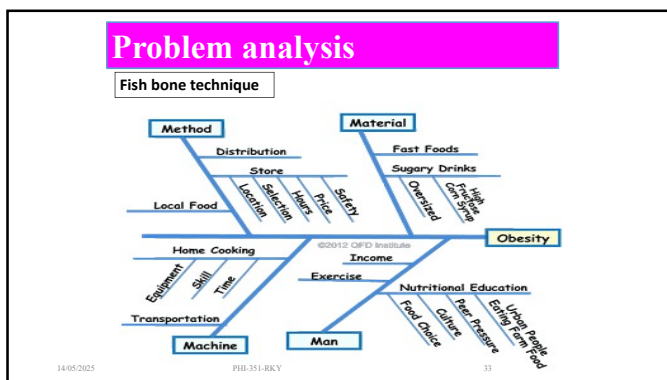
Scoring Method of Need prioritization

Relevance:	most relevant	relevant	not relevant
Avoidance of duplication			
Urgency			
Political acceptability			
Feasibility and applicability			
Ethical acceptability			

GD

Category of problems(LFA)

Category	Urgent/more changeable	Not urgent/less changeable
Most important	I	III
Less important	II	IV



Scope of Community Health Diagnosis:

Community Health Diagnosis involves a systematic assessment of the health status, needs, and problems of a specific population or community. Its scope includes:

- Epidemiological Assessment:**
 - Identifies prevalence and incidence of diseases.
 - Detects risk factors and vulnerable groups.
- Health System Analysis:**
 - Evaluates the availability, accessibility, and effectiveness of health services.
 - Assesses infrastructure, manpower, and resources.
- Socio-Demographic Profile:**
 - Analyzes factors such as age, gender, education, income, and occupation that influence health.
- Environmental Assessment:**
 - Examines sanitation, water supply, waste management, housing, and pollution.
- Behavioral and Cultural Factors:**
 - Identifies local health beliefs, practices, and behaviors affecting health outcomes.
- Policy and Governance Review:**
 - Reviews policies, laws, and administrative structures that impact health.

Uses of Community Health Diagnosis

- **Planning and Policy Formulation:**
 - Provides data to design appropriate health programs and policies.
- **Resource Allocation:**
 - Helps prioritize interventions and allocate resources effectively.
- **Program Implementation:**
 - Guides the implementation of targeted health interventions based on identified needs.
- **Monitoring and Evaluation:**
 - Establishes baselines for measuring progress and evaluating outcomes.
- **Community Empowerment:**
 - Engages communities in identifying their health needs, leading to ownership and sustainability.
- **Disease Prevention and Health Promotion:**
 - Identifies risk factors to design preventive and promotive strategies.
- **Research and Advocacy:**
 - Generates evidence for academic research and advocacy for policy change.

14/05/2025

PHH-351-RKY

37



Thank You !!

14/05/2025

PHH-351-RKY

38